


Pivot and pull clamp double-acting, max. 150 bar



Applications:

- ▶ on press beds and rams
when the available space is limited


Function:

A universal joint and a helix convert the stroke of the double-acting piston into a pivot and pull movement of the tie rod. In order to release the die, the tie rod swivels by a maximum of 90° (when installed in the bed) or by 42° (when installed in the slide).

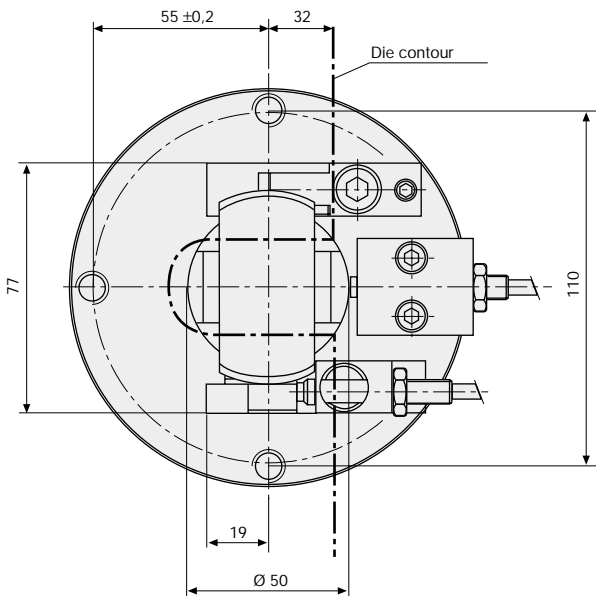
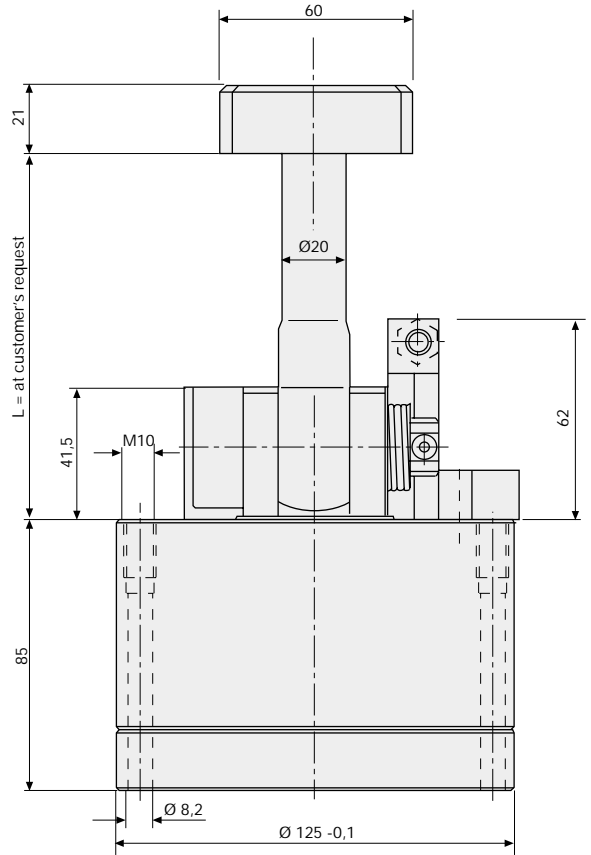
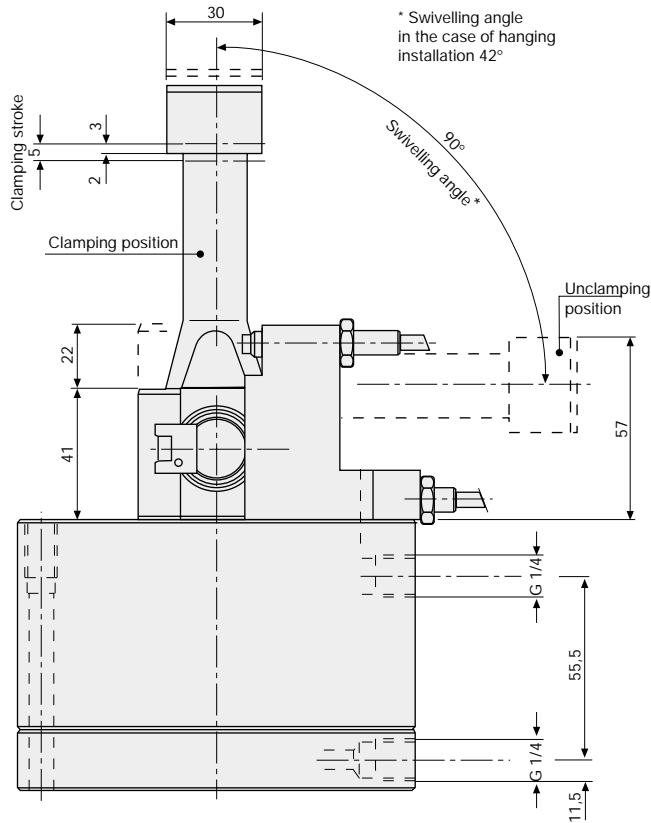
The clamping force is transmitted to the clamping point in the axial direction of the tie rod. The clamping and unclamping positions are monitored by inductive proximity switches.

Special features:

- ▶ 5 mm clamping stroke, therefore high adaptability to different clamping edge heights
- ▶ high functional reliability ensured by position monitoring and an automatic cycle
- ▶ suitable for large clamping edge tolerances (± 1.5 mm)
- ▶ the tie rod can be pivoted, therefore no collision edges when inserting the die
- ▶ optimum utilisation of bed and slide surface
- ▶ easy and rapid installation
- ▶ very suitable for retrofit to press bed and slide



Pivot and pull clamp double-acting, max. 150 bar



Position monitoring

Nom. tripping cycle S_N	1 mm
Ambient temperature T_A	-25° ... +70°C
Operating voltage U_B	10 - 30 V DC
Residual ripple/Supply frequency	≤ 15% (SS)
Max. constant current	100 mA
Unit power consumption	≤ 10 mW
Voltage drop U_D at I max.	≤ 1,5 mV
Output resistance R_A	4,7 kΩ
Material of housing	corrosion proof steel
Type of connection	2 m PU Flex, firmly connected
Protective system acc. to DIN 40050	IP 67

Clamping force 130 bar (kN)	53
Clamping stroke (mm)	5
Piston stroke (mm)	22
Oil consumption clamp. (cm ³)	96
Oil consumption uncl. (cm ³)	18
Part-no.	8.2180.8L = tie rod length

Please advise us of your case of application.

Initial settings

