

KNC Mechanical-hydraulic machine vice

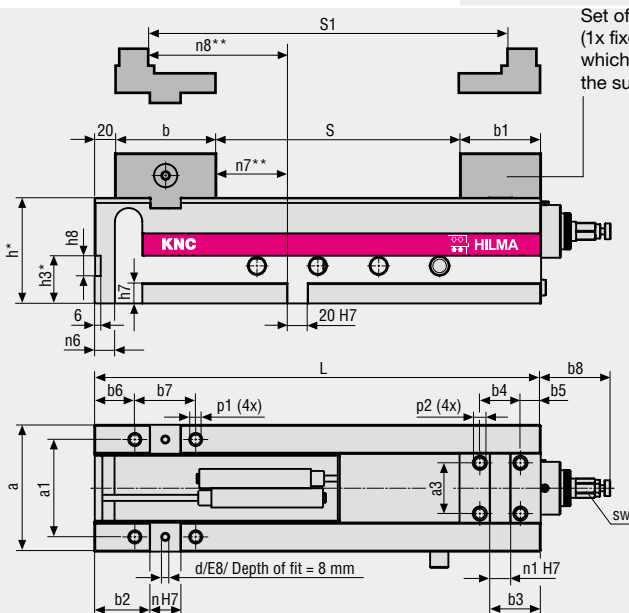
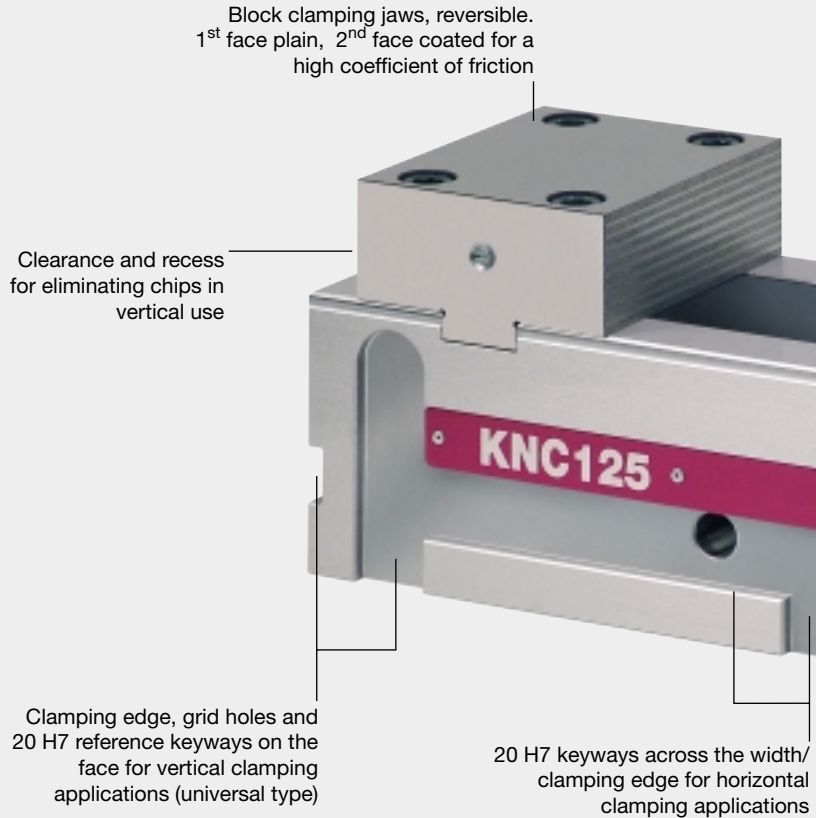
This new development meets the most exacting demands for clamping quality. The mechanical-hydraulic power transmission and the spindle drive are integrated into the slide body and are fully encapsulated.

Easy, user-friendly manual clamping using the crank handle. 6-stage clamping force selection, reversible step jaws and angular drive are available as optional extras which may be retrofitted.

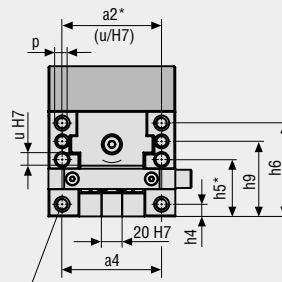
The non deformable steel base with hardened and ground guideways and the linear guide with almost no play guarantee maximum precision.

For tool making, mould making, construction of jigs and fixtures and production

Standard type
Value for money version for vertical machining centres, without a hole pattern on the face



Set of block jaws (1x fixed jaw, 1x slide) which forms part of the supply



Hole pattern for vertical arrangement supplied as standard (only Universal type)

*Tolerance $\pm 0,01$ mm
**Tolerance $\pm 0,02$ mm


Optional extra Universal type: customer-specific positioning and fastening in the base (please request a dimensioned sheet)

Scope of supply: Block jaws, crank handle, operating manual




Universal type

Also suitable for vertical and lateral clamping, with hole pattern on the face and gas-pressure spring for load relief of the slide



Recommended accessories:



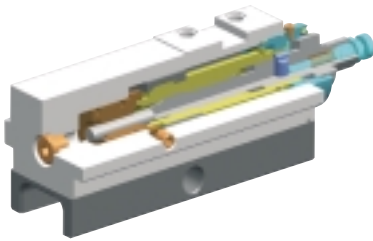
Recommended accessories: KNC Universal, horizontal, vertical or lateral arrangement



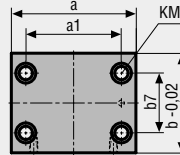
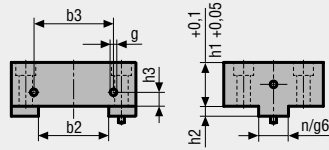
Type	Part no.		Jaw width a mm	Clamping force kN	Crank radius mm	Clamping width		Length		Weight kg
	Standard	Universal				S mm	S1 mm	L mm		
KNC100	9.3152.0111	9.3152.0211	100	25	80	140	230	300		16,7
KNC125	9.3153.0111	9.3153.0211	125	40	100	240	354	440		39,5
KNC160	9.3154.0111	9.3154.0211	160	50	125	300	436	540		72,0

Type	Dimensions in mm																															
	a1	a2	a3	a4	b	b1	b2	b3	b4	b5	b6	b7	b8	d	h	h3	h4	h5	h6	h7	h8	h9	n	n1	n6	n7	u n8	p tief	p1 tief	p2 tief	tief	SW
KNC100	78	78	43	78	80	60	48	38	32	14	35	50	60,5	6	90	38,5	9,5	45,5	79,5	16	20		24	16	16	35	89	10/20	M10x16	M10x14	M10x12	14
KNC125	96	98	50	98	100	80	55	50	40	20	40	60	68,5	6	104	47	12	56	92	20	20	74	30	20	20	70	137	12/20	M12x16	M12x23	M12x16	17
KNC160	120	130	60	130	120	100	62	62	54	23	45	70	68,5	6	125	51,5	14	62	110	24	20	82	36	24	24	120	196	12/20	M16x22	M16x22	M16x22	17

Jaws and accessories see pages 12 - 13.



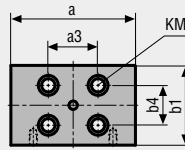
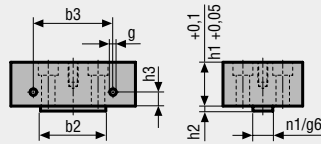
The perfect arrangement:
The power transmission and the spindle drive are integrated into the slide body and are fully encapsulated.



Block jaw, fixed

complete with fastening screws and straight pin

for type	Part no.	Dimensions in mm											
		a	a1	b	b2	b3	b7	g/deep	h1	h2	h3	n	KM
KNC100	9.3152.6001	100	78	80	63	65	50	M6x8	33,5	8	11	24	10
KNC125	9.3153.6001	125	96	100	70,5	80	60	M8x11	44	10	14	30	12
KNC160	9.3154.6001	160	120	120	89	100	70	M10x12	53	12	17	36	16



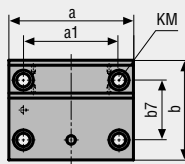
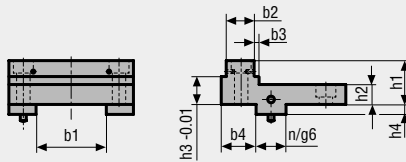
Block jaw, mobile

complete with fastening screws

for type	Part no.	Dimensions in mm											
		a	a3	b1	b2	b3	b4	g/deep	h1	h2	h3	n1	KM
KNC100	9.3152.6002	100	43	60	57	65	32	M6x8	33,5	5	11	16	10
KNC125	9.3153.6002	125	50	80	65,5	80	40	M8x11	44	5	14	20	12
KNC160	9.3154.6002	160	60	100	83	100	54	M10x12	53	9	17	24	16



In the case of vertical use of the KNC Universal, a gas-pressure spring retains the slide when the socket pin has been pulled out, thereby ensuring easy selection of the clamping range desired.



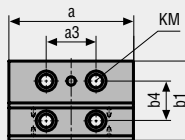
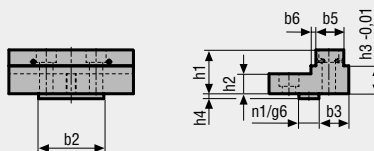
Reversible step jaw, fixed

complete with fastening screws and straight pin

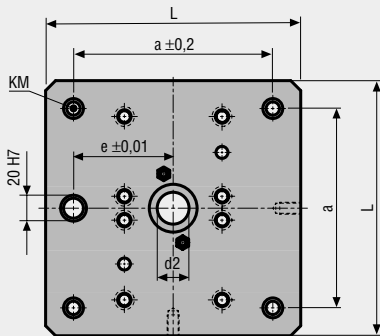
for type	Part no.	Dimensions in mm													
		a	a1	b	b1	b2	b3	b4	b7	h1	h2	h3	h4	n	KM
KNC100	9.3152.6003	100	78	80	63	22	4	28	50	30	16	24	8	24	10
KNC125	9.3153.6003	125	96	100	70,5	28	5	35	60	44	20	28	10	30	12
KNC160	9.3154.6003	160	120	120	89	38	6	42	70	52	27	36	12	36	16



Changeover to KNC is no problem:
Almost all existing HILMA jaw inserts can be reused thanks to the threads in the block jaws.



for type	Part no.	Dimensions in mm													
		a	a3	b1	b2	b3	b4	b5	b6	h1	h2	h3	h4	n1	KM
KNC100	9.3152.6004	100	43	60	57	22	32	20	4	30	16	24	5	16	10
KNC125	9.3153.6004	125	50	80	65,5	30	40	28	5	44	20	28	5	20	12
KNC160	9.3154.6004	160	60	100	83	38	54	34	6	52	27	36	9	24	16

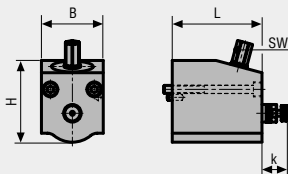


Head plate, complete

for type	Part no.	mm					
		L	a	e	d2 H6	Thickness ±0,01	KM
KNC100	9.3296.2501	256	200	100	32	30	12
KNC125	9.3296.3601	256	200	100	32	40	12
KNC160	9.3296.4401	340	300	150	50	50	16

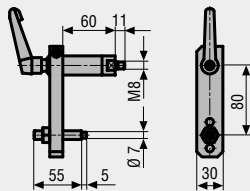


A hardened steel sheet covers optional grid holes and protects against dirt and chips.



Angular drive, complete

for type	Part no.	mm					
		L	B	H	k	SW	
KNC100	9.3294.0251	85	54	76	22,5	14	
KNC125/ KNC160	9.3294.0352	90	62	82	24	14	

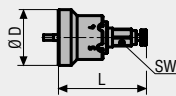


Precision workpiece stop M8

for type	Part no.
KNC100/ KNC125/ KNC160	9.3291.0501

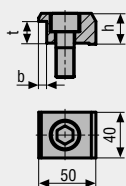


Slide and base are separate units. For cleaning, the slide is pulled out of the guideway.



Clamping force selection suitable for retrofitting

for type	Part no.	mm		
		L	ØD	SW
KNC100	9.3762.0251	79	51	14
KNC125/ KNC160	9.3762.0351	87,5	56	17



Set of claws with screws

for type	Part no.	Dimensions in mm					
	for 4 OFF	Slot	b	h	t	Cap screw DIN 912	
KNC100	9.3777.3051	14	6	22	16	M 12 x 30 8.8	
KNC100	9.3777.3061	18	6	22	16	M 16 x 40 8.8	
KNC125	9.3777.3031	14	7	27	20	M 12 x 35 8.8	
KNC125	9.3777.3041	18	7	27	20	M 16 x 40 8.8	
KNC160	9.3777.3071	18	7	34	24	M 16 x 45 10.9	



Angular drive and clamping force preselection for user-friendly handling (optional extra).